




# The Unicorn Book of Darts

with a short History  
of the game of Darts,  
Rules & Hints on play



# The Unicorn Book of Darts

with a short History  
of the game of Darts,  
Rules & Hints on play

**UNICORN PRODUCTS LIMITED**

UNICORN WORKS, ELMCOURT ROAD, LONDON, S.E.27

Telephone:- GIPsy Hill 1688

Publication No. 150

All rights reserved

*FOR CONDITIONS OF SALE SEE PRICE LIST.*

*UNICORN Darts and Accessories are distributed exclusively through accredited retailers and cannot be supplied direct to clubs or individuals. If in difficulty please ask for address of nearest retailer.*

*We reserve the right to make any alteration in the design, material or arrangement of our products, or any part of same which, in our view, will improve them.*

*All UNICORN products, including their construction, design, arrangement and trade names, are protected by patents, design registrations, trade marks, copyrights and/or pending applications and rigorous action will be taken against all infringers.*

*The contents of this volume, including text, illustrations and arrangement, are copyright and all rights in connection therewith are reserved.*

## Table of Contents

	Page
Preface ... ..	3
The Fascination of Darts ... ..	5
A Short History of the Game of Darts ... ..	6
The Rules of Darts ... ..	8
Hints on Good Play ... ..	10
On Unicorn Darts ... ..	13
Code for Ordering ... ..	14
Arrangement of the Catalogue Section ... ..	16
The Unicorn "Plus-Two" Dart Pack ... ..	17
Unicorn Darts in Plastic Boxes ... ..	18
Unicorn Darts in Cardboard Boxes ... ..	19
The Unicorn "Half-Pint" Darts ... ..	20
The Unicorn "Number One" Dart Case ... ..	21
Unicorn Darts with Cane Shafts ... ..	21
Darts with Brand Names ... ..	22
Darts, Numbered Series ... ..	25
<i>Barrel Shaped Patterns</i> ... ..	26
<i>Straight Patterns</i> ... ..	28
<i>Torpedo Patterns</i> ... ..	36
<i>Front Taper Patterns</i> ... ..	40
<i>Hexagon Patterns</i> ... ..	42
Unicorn "Half-Pint" Darts ... ..	44
Unicorn "C" Range Darts ... ..	45
Unicorn Plastic Dart Flights ... ..	46
Unicorn Feather Dart Flights ... ..	48
Unicorn "Adaptor" Dart Flights ... ..	50
The Unicorn Range of Dart Canes ... ..	51
Unicorn Aluminium Dart Flight Shafts ... ..	52
Unicorn Positive Grip Dart Flight Shafts ... ..	52
Silver Comet Flights ... ..	53
Folding Dart Flights ... ..	53
Dartboards ... ..	54
Dartboard Spiders and Number Rings ... ..	54
Dartboard Cabinets ... ..	55
Dartboard Nets ... ..	55
Dart Mats ... ..	55
Dartboard Staples ... ..	56
Dart Cane Clips ... ..	56
Dart Score Pads ... ..	56
Dart Team Badges ... ..	56
Darts Prizes ... ..	56

*Abbreviations used in this Book:—*

A/F. Across flats (of Hexagon rod).	B.S.F. British Standard Fine (screw thread).
B.A. British Association (screw thread).	B.S.W. British Standard Whitworth (screw thread).
Dia. Diameter.	

## Preface

The Unicorn Book of Darts will, we hope, be accepted by our many friends in trade circles at home and abroad, and also by the vast army of darts enthusiasts all over the World, as a reference book on the game of Darts, rather than merely as a trade catalogue.

We feel that such a publication, to our knowledge the first of its kind, is needed, in view of the ever-growing popularity of the game and that the chapters on the history of darts, the rules and hints on play will be read with interest by all.

We are conscious of the shortcomings of this little volume, and we shall therefore welcome any helpful suggestions and criticisms, which may enable us to improve future editions.

May 1950

UNICORN PRODUCTS LIMITED.



## *The Fascination of Darts*

The game of Darts is, without a doubt, one of the most fascinating and useful games ever invented. It has many excellent qualities to commend it to all those who enjoy fun, good companionship, gentle exercise and the exhilaration afforded by prowess, which are the rewards so abundantly showered by the game on its adherents.

Darts are enjoyed by young and old of both sexes, by princes and tramps, by the learned and the illiterate. For the amount of fun and enjoyment it provides the cost involved is negligible and the game is so adaptable that it can be played indoors or out, in the home, in hotels, in clubs, in works canteens, at festivals, fairs, in short anywhere, where at least two people meet together.

It is just the thing when friends or neighbours turn up, unexpectedly or on purpose, in crowded cities with overpowering attractions, or in remote places, where other amusements are scarce.

The winner is always a hero and his achievement is a challenge which cannot be resisted. Thus, win or lose, darts always retain their fascination and a game of darts is guaranteed to refresh anyone in mind and body.

## *A Short History of the Game of Darts*

Even the most diligent research has failed, so far, to disclose any definite information as to the origin, or the early beginnings of the Game of Darts. It seems likely that it developed from the ancient art of throwing the spear or shooting the arrow and we can only conjecture that a long, long time ago some inventive genius, wanting to exercise his skill in a confined space, discarded his bow and shortened his arrow, thus creating the first dart.

The Oxford Dictionary traces the use of the word "dart", in its present sense, back to 1530, but it is not clear whether the darts of more than 400 years ago were used for attack or defence, or for sport or pastime. An early eighteenth century French print shows, however, two cherubs throwing, at a target, darts in which a shaft with four flight wings at one end and a sharp point at the other are clearly discernible, it is pretty certain, therefore, that the game of darts has been known for at least 200 years.

The earliest dart probably consisted of a stick of wood or a piece of cane, some four inches long and half inch in diameter, which had a sharp point inserted in one end and had three or four feather wings stuck on the other end. In 1898 an American inventor patented the idea of the well known folded paper dart flights, still in use to-day in some quarters. His dart consisted of a "shaft" with a point in one end and slots in the other end for the reception of the folded paper flight. In 1900 a British inventor suggested the application of a sheet metal ferrule to the pointed end of the shaft, to prevent it from splitting, and also the use of a slidable clip for gripping or releasing the paper flight inserted into the slotted end, another feature still with us to-day.

It will be seen that up to the beginning of the present century darts remained very primitive and that it was just over 50 years ago that the possibility of improvements first engaged the attention of inventors. No doubt, at that time, the game began gaining popularity and one wonders whether the well known subdivision of the dartboard into sectors, with their ingenious method of numbering, was introduced then and was thus responsible for the rising interest in darts. No data are available as to the invention, or probable date of introduction, of the modern dartboard face, but whenever this happened, it must have given a powerful impetus to the game, as undoubtedly it necessitated the development of much greater skill than was required for hitting the early target, consisting of a surface marked with concentric rings.

It was not until 1906 that the first patent for an all-metal dart body was taken out by a Yorkshireman. During the next 30 years only fifteen applications were filed for patents in connection with improvements in the construction of darts and flights. The following 10 years, however, saw the birth of no fewer than thirty-seven inventions, or would-be inventions for darts, a sevenfold increase.

The records of the Patent Office constitute a fine barometer of the trend of events in practically every sphere of human activity and the history of the development of our society could almost be written by a shrewd appreciation of their pages. Thus, the increasing interest of inventors in darts is a reflection of the growing popularity of the game which, to-day, has reached phenomenal proportions. It is estimated that in the British Isles the game at present claims 4,000,000 adherents, who are combined together in thousands of teams and clubs formed in every city, town, village and hamlet of the land, the teams and clubs being in turn organised in regional and national leagues, competing for local and national trophies and prizes. Thousands play regularly or occasionally in homes, social clubs, canteens, rest rooms and such like and the total number of people of both sexes and of all walks of life, who at one time or another succumb to the spell of darts, may far exceed the number estimated.

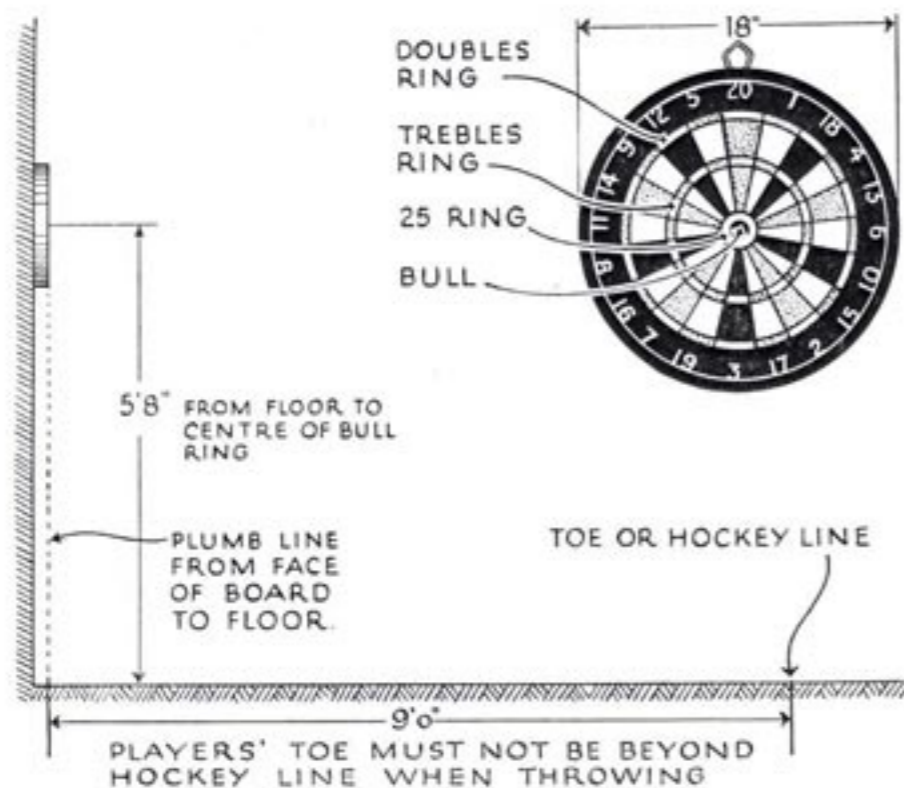
It is a well recognised fact that interest in any form of activity increases with the improvement of the equipment for it. In this respect it is interesting to note that a turning point in dart design was reached in 1937, when the Silver Comet Precision Dart (described and illustrated on Page 22) was patented by F. Lowy. This was the first design which lifted darts out of the primitive stage, into the realm of precision engineering. A flood of would-be alternatives followed as a result of the success of the Silver Comet Dart, collapsible darts for the vest pocket, darts with variable weight, with removable points and such like were suggested in great variety, but it is abundantly clear that players do not like "gadgets", they prefer sound, well made and reliable, but otherwise straightforward darts. To-day the manufacture of first class darts has become almost a science, as will be apparent from the following pages.

## The Rules of Darts

Originally compiled by F. Lowy for "Harpers Guide to the Sports Trade"  
and here reproduced by their kind permission.

In view of the widespread distribution of the game and the resulting impossibility of establishing an effective controlling body, it is not surprising that the rules of darts vary in different parts of the country. It would be impossible to record here all variations of the game as practised in different areas, these notes will, therefore, be confined to rules most generally adopted. In some parts of the country, boards known as Fives, Yorkshire or Irish and Manchester are preferred and the distance of throw varies from seven to nine feet. The clock board, as illustrated, is, however, undoubtedly the most popular, and the most usual throw is nine feet, measured from a plumb line from the face of the board to the floor.

The game may be played as singles or between teams of two to eight a side. Scoring is effected by setting an initial figure, from which the value of the throws is deducted, the player or side reaching nil first being the winner. For two players the starting figure is usually 301 or 501, referred to as "301 up" etc; for team play the game may be up to "1,001 up".



Darts thrown into each division count the number indicated on the board, those falling in the doubles ring count double, those in the trebles ring treble, those in the 25 ring 25 and those in the bull ring 50.

In the singles game, or in two to four a side games, it is usual to start with a double, meaning that no darts count until the player throws a dart in the doubles ring. For eight-a-side team play this rule is often waived, but all games must finish on a double, which means that the winning dart must be thrown in the doubles ring, the only exception to this being that a winning throw may be made by hitting the bull, for which purpose the bull counts as double 25.

Each player throws three darts when his turn comes (hence three darts make a "set"), the player's score is the total scored with the three darts, except that if a dart does not stick in the board or falls out after it has stuck in the board, only the dart or darts score which remain in the board when the player has finished his throw. A dart sticking in another dart does not score.

If, at the end of the game, the player throws more than required for finishing, his throw does not count. The exact number required for finishing must be thrown either in the doubles ring or the bull ring. It follows from this that a player can only finish on an even number.

The above, in conjunction with the illustration, are all the rules required for playing a good game of darts, but for League and Championship tournaments numerous additional rules or bye-laws are usually devised, controlling such matters as toss for start, the obligations of players, the validity of scores, the settlement of disputes and so forth. These additional rules or bye-laws do not, however, alter the fundamental rules of the game as outlined.

## Hints on Good Play

The champion dart player, who rarely scores less than 100 with three darts and can hit any double on demand, is envied and admired by all. Can such skill be taught or acquired? The answer is frankly, no. Top class dart players, just as violin virtuosos, great painters or great writers, are born, not made.

The secret of a great dart player is, no doubt, psychological preconditioning. A man who can throw a dart to hit any desired point on a disc 18 inches in diameter, from a distance of 9 feet, concentrates on that point to the complete exclusion from his mind of everything else and his brain automatically co-ordinates the movement of every muscle in his body in such a way that, once impelled, the dart cannot fail to reach its target. It all works like a precision machine, set and tuned to perfection.

Whilst those less gifted may never reach such giddy heights, a great deal can be achieved by practice and the observance of certain general principles, derived from the methods of successful players.

First, however, a few words on the choice of the right type of darts. It might be thought that the same kind of dart ought to suit everybody, but such would be a mistaken notion. We have conducted a very interesting investigation on this point in co-operation with an eminent physicist and have arrived at the conclusion that darts have to suit a person in much the same way as spectacles, in other words they have to correct a fault, namely, the fault of the person's natural throw. Each person has a different fault and theoretically should have his own special darts to put him on equal footing with others, but as this is impracticable, he should be able to choose the nearest to the ideal, from as wide a range of shapes, sizes and weights as possible. This is the very reason why we offer such a large, scientifically graded choice, and it may be stated that whilst we are sometimes told, by one person, that one or the other of our patterns is "unbalanced", there are always numerous others who find that the very same pattern is the one which suits them best. If a particular type of dart does not suit, the only thing to do is to try another, until the correct type is found. It also happens that a player goes "off" a certain style of dart after a while, in which case changing over to another style often improves play.

Here now are a few hints on how to hold the dart, on stance, on throw, on practising and on the method of good scoring:—

- (1) To hold dart correctly, place thumb under centre of gravity of dart (the position of which varies with the shape of the dart) and fore and middle fingers directly above it.
- (2) Always keep a very loose wrist.
- (3) Hold dart approximately level with eye by side of face, *keep upper arm perfectly steady* and be ready to swing lower arm quite freely from the elbow.

- (4) Stand easily, slightly sideways, right foot a little forward and toe touching, but not over-stepping hockey line. Sight selected target, slowly swing back lower arm from elbow, then swing lower arm forward and when dart is at highest point release it by parting thumb and fingers. Remember, upper arm *must* be steady, dart must not be jerked and wrist must not be twisted. The dart reaching its target will depend on true alignment being maintained between the eye, the dart and the target during throw and on the force applied to the dart. The greater the force, the higher the dart will land in the board.
- (5) The throw must be determined and have behind it plenty of force, exerted by a flexible wrist only. A fast dart is much more likely to hit the desired point of the target than a flabby one.
- (6) Practise throwing three darts close together on any part of the board, if consistently achieved, this in itself is a great step forward. Practise throwing one dart in each bed from 1 to 20, then three darts in each bed, then one dart in each of the doubles from 1 to 20. Keep a record of the number of darts you require to throw to achieve this, the reduction in this number will indicate your progress. Other similar tasks can be set as you advance.
- (7) It will be noticed that the order of numbering the sectors of the dartboard is very cleverly and scientifically arranged. The higher numbers (from 12 upwards) have lower numbers on either side, so that a miss, when aiming at a high number, means a grievous loss of score. It is, therefore, not always profitable for the beginner to aim constantly for the highest number obtainable on the board with one dart, namely treble 20 = 60. Good players often get 20+20+treble 20 = 100 ("one ton") with a throw of three darts, two treble 20's being not infrequent with crack players (three treble 20's being rare even for them), but the novice consistently trying for the 20 bed is more likely to get scores such as 1+1+5 = 7, 1+20+5 = 26, and so on. If the player is not sure of himself, it is more profitable to aim at the four sectors 8, 16, 7, 19 as this wedge of the board yields the highest average score. Players should, of course, practise to obtain any number required.
- (8) Towards the end of the game it is very useful for the player to know what to aim at to get a good double finish. For example, if 77 is required to finish, this may be accomplished by throwing 17, 20 and double 20. If 9 is required this may be achieved in any of the following ways:— 1, double 4; 3, double 3; 5, double 2; 7, double 1; or 1, 2, double 3, etc. All possible ways are not equally good, for example aiming for 3, double 3 is not as good as 1, double 4, because if the player got 3 with the first dart and missed double 3 with the second and got single 3, he still has 3 to get with one dart left, which is not possible. He must, therefore, get 1 with his third dart, to be left with 2 = double 1 for his next turn. But if he tries to get 9 by 1, double 4, and instead of double 4 gets single 4 with his second dart, he is left with 4 which he can get by throwing double 2 with his third dart. These examples illustrate how a little mental arithmetic will help the player when he gets down to the doubles stage of the game. The wisdom of leaving oneself for finishing the double of an even number, rather than that of an odd number will also be apparent.

## *On Unicorn Darts*

- (9) It will be obvious from the foregoing that it is a great advantage to keep the score at an even number when it is low enough to permit finishing with three darts. It is useful to remember that an odd number must be got to even the score, if it is odd and an even number must be obtained to keep it even, if it is even. If the player is not very sure of himself, he may bear it in mind that it is easier to get an even number on those parts of the board, where there are even numbers side by side, such as 8 and 16, 6 and 10, and 18 and 4, whilst for getting an odd number the safest part of the board is the wedge formed by the beds 7, 19, 3, 17 where there are four odd numbers side by side.
- (10) It is often found, even with experienced players, that when trying hard for a high number, say the 20 bed, two darts will hit it and the third goes astray and the player obtains 1 or 5 with his third dart. A good tip is to aim for a different part of the board with the third dart, if success has been achieved with the first two, suppose the first two darts landed in the 20 bed, try 19 with the third.
- (11) Always keep your darts in good trim, replace in their container after use, see that the flights are in good condition and the points sharp, this not only ensures easy penetration of the board, but also prolongs the life of the latter. If the points become blunt, they can be easily sharpened with a small smooth file, such as is possessed by every handyman.

All UNICORN darts are specially designed by us and are made throughout in our own Works, to close engineering limits, constantly checked with precision gauges, thus ensuring accuracy and uniformity. Especial attention is paid to fine proportions, elegance of design and excellence of finish, and the finest available hardened, tempered and polished steel points are fitted. We can, therefore, proudly claim that the slogan "Unicorn Darts of Distinction" is, if anything, an understatement.

We are the pioneers of all modern developments in darts. We set the standard for darts as precision instruments by the introduction of the Silver Comet darts in 1937. We were the first to introduce a successful plastic dart flight on a commercial scale in 1945. In 1947 we introduced the unique "Half-Pint" darts and we were the first to produce, in 1948, the plastic dart case as an integral component of a set of darts. 1949 saw the introduction of the improved "Plus-Two" plastic dart case and of the highly successful "Adaptor" dart flights. These are but a few of the landmarks in our quest for perfection, and the following pages will show that we have reduced the design, production and classification of darts and dart flights to a fine art.

We are also pioneers in the production of darts in Solid Copper and Solid Nickel Silver. Copper darts, with their warm appearance, appeal to those of discriminating taste and Nickel Silver darts, which wear white throughout, are an inexpensive luxury. We also supply any pattern of dart in chromium plated finish.

We always have in stock hall-marked Sterling Silver darts, which make splendid prizes and we can supply, to special order, darts in solid 9-carat Gold, in appropriate case.

Finally, a few words about the extensive choice we offer, which is indeed without parallel. We are sometimes told that our range, including as it does over 150 different styles, in three different metals, with a choice of various kinds of flights and packing, making over 2500 different combinations to choose from, is too large. The fact is that practically all types offered came into being as a result of public demand and had we included all the darts we have been asked for one time or another, our range would be larger still. The desirability of a wide choice is, however, an established fact and is referred to elsewhere in this book.

We are always prepared to make up, at a moderate cost, darts to customers' own specification.

Every UNICORN dart is fully guaranteed and will be exchanged free of charge if found faulty.



## Code for Ordering

In order that every item in our Catalogue may be readily identified, we have devised a simple system of Coding. This, in the main, consists of the initial letters of the items listed and can thus be easily understood.

*Please make full use of this coding it will save time in writing out orders and ensure receipt of items exactly as required.*

For ordering items complete in themselves, such as spare flights, spare boxes, etc., it is sufficient to quote the code appearing against the item.

Please use the following code for ordering *sets of darts* :—

### in CARDBOARD BOX,

with Feather Flights	<b>CB/F/</b>	add pattern number.
„ Uniplume Stemless Plastic Flights	<b>CB/U/</b>	„ „ „
„ Superplume „ „	<b>CB/S/</b>	„ „ „
„ 2" Canes	<b>C/</b>	„ „ „

Note :—“Half-Pint” darts, Nos **171** to **180**, cannot be supplied in cardboard boxes.

### in PLASTIC BOX,

with Feather Flights	<b>PBF/</b>	add pattern number.
„ Uniplume Stemless Plastic Flights	<b>PBU/</b>	„ „ „
„ Superplume „ „	<b>PBS/</b>	„ „ „

in “PLUS-TWO” PACKING, **PT/** „ „ „

**PLEASE NOTE.** Unless otherwise specified, all darts will be supplied in brass. If darts are required Chromium Plated or in Solid Copper or Solid Nickel Silver, add “Chromium”, “Copper” or “Nickel Silver”.

Normally darts will be supplied with Grey Feather Flights. If white or coloured flights are to be fitted, this should be specified.

A typical order may be written out as follows :—

½ dz. sets each	<b>CB / F / 101,106,129</b>	(meaning brass darts in cardboard boxes with grey feather flights)
½ dz. „ „	<b>CB / S / 102,104,108</b>	(meaning brass darts in cardboard boxes with Superplume flights)
1 dz. „ „	<b>PBU / 105,194,201</b>	(meaning brass darts in plastic boxes with Uniplume Stemless Flights)
½ dz. „ „	<b>PT / 161,162</b>	(meaning brass darts in “Plus-Two” pack)
1 dz. „ „	<b>C / 107,155</b>	(meaning brass darts in cardboard boxes with 2" canes)
3 dz. „ „	<b>SUS, SUM, SUL</b>	(meaning boxed sets of Uniplume Stemless flights, short, medium length and long)
3 dz. „ „	<b>MFMG, MFMW, LFSC</b>	(meaning boxed sets of feather flights medium fitting, medium length, grey and white; and large fitting, short, coloured)
1 gross each	<b>63C, 752CS, 84CS</b>	(meaning spare canes 6 mm., 3" long, unshouldered; 7½ mm., 2" long, shouldered; 8 mm., 4" long shouldered)
1 dz. „	<b>PBP, PBF, PT</b>	(meaning spare plastic boxes for darts with plastic flights, ditto for darts with feather flights, “Plus-Two” boxes)

It will be seen from these examples that a great deal of work will be saved for all concerned and that the order will be much clearer if the coding is used, therefore, *please do!*

UNICORN DARTS ARE UNSURPASSED FOR QUALITY

UNICORN DARTS ARE USED THE WORLD OVER

## Arrangement of the Catalogue Section

- Boxing** All UNICORN darts are supplied boxed in sets of three, the various packs available being detailed on Pages 17 to 21.
- Grouping of Darts** The darts themselves are classified in three main groups:—  
*Darts with Brand Names (Pages 22 to 24)*  
*Darts, Numbered Series (Pages 25 to 44)*  
*"C" Range Darts (Page 45)*
- Flights** Practically all darts can be supplied fitted with various types of plastic and feather flights or cane shafts, which are described on Pages 46 to 51.
- Dartboards Etc.** Dartboards and other accessories follow on Pages 52 to 56.
- Illustrations** Each different shape of dart is illustrated, but various weight darts of similar shape are grouped against the same illustration.
- Sizes** The length of each dart body (without point) and its largest diameter are given in inches.

### Weight Index

The weight being an all-important consideration as regards darts, special attention is drawn to the new *Weight Index*. The figure given against each dart represents its actual weight (without flight) in grams, to the nearest whole gram. (1 gram =  $\frac{1}{32}$  ounce). By bearing in mind that the lightest dart, namely Extralite, has Weight Index 6 (actual weight 6 grams =  $\frac{1}{8}$  ounce) and the heaviest dart, namely No. 181, has Weight Index 41 (actual weight 41 grams =  $1\frac{1}{8}$  ounce), an accurate idea of the weight of any dart can be formed at once. The uncertainty hitherto prevailing as to the meaning of words, such as *Light*, *Medium* and *Heavy*, in indicating the weight of darts, is thus entirely eliminated.

For popular reference the following descriptive terms may be adopted:—

Weight Index	6 to 10	Very Light
" "	11 " 15	Light
" "	16 " 20	Semi-medium
" "	21 " 25	Medium
" "	26 " 30	Semi-heavy
" "	31 " 38	Heavy
" "	39 " 41	Very heavy

It will be obvious, however, that the better and more accurate guide as to the weight of any dart is the Weight Index itself.

### Grip

Dart players have very definite preferences for smooth or rough grip, which can be achieved by shape, grooving, knurling and other means. Although opinions may differ as to what constitutes grip of a given description, we have indicated, as a guide, each dart as of *Smooth*, *Medium* or *Fierce* grip.

UNICORN DARTS ARE MADE TO PLEASE

## The Unicorn "Plus-Two" Dart Pack

Patent No. 532,442 — Other Patents Pending.



This ingenious pack includes a set of Unicorn Darts and two spare feather flights, thus ensuring that the correct spare flights are immediately available, even when shops are closed.

The darts are immovably held in position by a unique patented arrangement. The points are gripped in holes in a plastic strip and a similar plastic strip has keyhole slots, into which the shafts of the flights can be clipped. Removal and insertion of the darts is easily effected and the well moulded, handsome plastic box fits into the pocket snugly.

Code (for complete sets) **PT** | add pattern number of dart required

.. (for box only) **PT**

We can also supply these sets in a De-Luxe edition, consisting of Chromium Plated or Nickel Silver Darts in Ivory Plastic Case.

FOR DARTS FOR THIS PACK SEE PAGES 26-43

## Unicorn Darts in Plastic Boxes

Patent Pending.



Our well known hinged-lid Plastic Box has now been re-modelled and greatly improved by the inclusion of the patent resilient holding strips described in connection with the "Plus-Two" pack. This box is suitable for darts with Stemless Uniplume plastic flights only.

Code (for complete sets) **PBU** / add pattern number of dart required

.. (for box only) **PBU**

For darts with feather flights we have provided a new plastic box, with similar dart holder strips, but with lift-off lid.

Code (for complete sets) **PBF** / add pattern number of dart required.

.. (for box only) **PBF**

We can also supply these sets in a De-Luxe edition, consisting of Chromium Plated or Nickel Silver Darts in Ivory Plastic Case.

FOR DARTS FOR THIS PACK SEE PAGES 26-43

## Unicorn Darts in Cardboard Boxes



This pack has been a great favourite for many years. The strong cardboard box is covered with leatherette paper and a linen hinge is provided for durability. Darts with Extra Long (EL) and Adaptor flights are supplied in a similar box of appropriate length.

Code (for darts with feather flights)

**CBF** / add pattern number of dart required

.. (for darts with Uniplume Stemless plastic flights)

**CBU** / .. .. .

.. (for darts with Superplume .. .. .)

**CBS** / .. .. .

FOR DARTS FOR THIS PACK SEE PAGES 26-43

## The Unicorn "Half-Pint" Darts



This illustration shows the neat vest-pocket boxing of our "Half-Pint" Darts. The lid is provided with inside lugs, which hold the darts in position efficiently when the box is closed. "Half-Pint" darts are not supplied in cardboard boxes.

Code as for Unicorn Darts in Plastic Boxes, adding appropriate pattern number of "Half-Pint" darts required (for details see Page 44).

We can also supply these sets in a De-Luxe edition, consisting of Chromium Plated or Nickel Silver Darts in Ivory Plastic Case.

FOR DARTS FOR THIS PACK SEE PAGE 44

## The Unicorn "Number One" Dart Case

These dart cases, made in aluminium and anodised in attractive colours, are very popular. The darts are held by their points in a patent clip, which swings out to facilitate the removal and insertion of darts, for which complete protection is afforded. Opened as shown, both darts and case can be effectively displayed.

In two sizes, Large and Small, the latter comfortably accommodates all Unicorn Darts.

LARGE, Code **NOL**  
SMALL, " **NOS**



## Unicorn Darts with Cane Shafts



Strong slide box, a familiar packing for many years, complete with three flights as illustrated. (For Darts in the Numbered Series and some Darts with Brand Names).

Code **C** / add pattern number of dart required

FOR DARTS FOR THESE PACKS SEE PAGES 26-43

## Darts with Brand Names

The following darts have, in most cases, some special characteristics. For this reason they cannot be included in the Numbered Series (which differ from one another in the shape and size of the body only) and are therefore distinguished by Brand Names.

### SILVER COMET PRECISION DARTS

BRITISH PATENT No. 484,292. U.S. PATENT No. 2,182,296.



Introduced in 1937, these splendid darts have been unsurpassed in construction, design and popularity ever since. Over a quarter of a million sets have been sold to date and many of the original batch are still giving perfect service, as testified by many appreciative letters received from actual users. The plated brass body is fitted with a

slotted flight holder shaft made in high tensile aluminium alloy and the flight is held in position by a streamlined cap screwed on the rear end of the shaft. The flight is thus perfectly encased in metal and no loss of score is possible, because if a following dart hits the streamlined cap it glances off to lodge in the board.

Silver Comet Darts are now supplied as standard in plastic box, with a single piece moulded plastic flight, but can still be obtained, on request, with two piece vulcanised fibre flights of the original pattern, here illustrated.

LIGHT,	Code	<b>SCL</b> ,	$\frac{3}{16}$ " dia. × 2" long,	Weight Index	<b>13</b>
MEDIUM,	"	<b>SCM</b> ,	$\frac{1}{2}$ " " × 2" " " " "	"	<b>19</b>
HEAVY,	"	<b>SCH</b> ,	$\frac{7}{16}$ " " × 2" " " " "	"	<b>30</b>

### GAME SHOT DARTS

BRITISH PATENT No. 516,848.



The high tensile aluminium shaft is slotted from the forward end backwards and is unscrewed for renewing the flight. Can be supplied with flights as illustrated or with Comet flights. In this dart the flight is set well back.

LIGHT,	Code	<b>GSL</b> ,	$\frac{1}{8}$ " dia. × $1\frac{1}{2}$ " long,	Weight Index	<b>16</b>
MEDIUM,	"	<b>GSM</b> ,	$\frac{3}{8}$ " " × $1\frac{1}{2}$ " " " " "	"	<b>19</b>
HEAVY,	"	<b>GSH</b> ,	$\frac{7}{16}$ " " × $1\frac{1}{2}$ " " " " "	"	<b>25</b>

UNICORN DARTS ARE UNSURPASSED FOR QUALITY

### BULLET DARTS

REGISTERED DESIGN No. 829,362



One of the greatest favourites since 1937, the appeal of the BULLET never fails, owing to its splendid flight and super-streamlined design.

LIGHT,	Code	<b>BL</b> ,	$\frac{3}{16}$ " dia. × 2" long,	Weight Index	<b>18</b> .	Bore Threaded	<b>3</b> B.A.
MEDIUM,	"	<b>BM</b> ,	$\frac{1}{2}$ " " × 2" " " " "	"	<b>22</b> .	"	$\frac{3}{16}$ " B.S.F.
HEAVY,	"	<b>BH</b> ,	$\frac{1}{2}$ " " × 2" " " " "	"	<b>32</b> .	"	$\frac{1}{4}$ " B.S.F.

### EXTRALITE DARTS



These splendid little darts have been in great demand for years, the size and weight being found just ideal by some players.  $\frac{3}{16}$ " dia. ×  $1\frac{1}{2}$ " long. Weight Index **6**. Bore threaded 3 B.A.

### FREEPIN DARTS



These darts have been specially designed for those players who insist on the facility of being able to replace the point when worn. FREEPIN darts are of excellent balance and can be used as any ordinary dart, but by unscrewing the nose from the body the point can be easily renewed.  $\frac{7}{16}$ " dia. × 2" long. Weight Index **26**. Bore threaded  $\frac{1}{4}$ " B.S.F.

### ALUMINIUM DARTS



Some players insist on a very light dart with a substantial grip, a requirement which these darts fulfil admirably. The flight is remarkably free and true.

No. 132,	Code	<b>132 AL</b> ,	$\frac{7}{16}$ " dia. × 2" long,	Weight Index	<b>10</b> .	Bore Threaded	$\frac{1}{4}$ " B.S.F.
" 155,	"	<b>155 AL</b> ,	$\frac{7}{16}$ " " × $1\frac{1}{2}$ " " " " "	"	<b>8</b> .	"	$\frac{1}{4}$ " B.S.F.

### BANTAM

Although the old-fashioned wooden darts claim many adherents, they do not last very long and the points often fall out of the wooden body. Here is a greatly improved version, made in polished aluminium, in which the favourite shape of the wooden dart is preserved, but its defects are eliminated.  $\frac{1}{2}$ " dia. ×  $2\frac{1}{2}$ " long. Weight Index **13**. Bore threaded 3 B.A.

UNICORN DARTS ARE USED THE WORLD OVER



### BANTAM LOADED

Similar to the BANTAM, but slightly smaller, with brass nose for forward load.  $\frac{7}{16}$ " dia.  $\times$  2" long. Weight Index 12. Bore threaded 3 B.A.

### TOM THUMB DARTS



Introduced in 1946, these tiny darts have been enjoying great popularity ever since. They embody a new principle (Pat. No. 619,192), in that the plastic feather flights have only two wings, moulded on a comparatively long stem. It is great fun throwing them and they fly perfectly. In neat vest pocket case.  $\frac{1}{4}$ " dia.  $\times$   $\frac{1}{2}$ " long.

### LONG TOM DARTS



Some players prefer an extra long dart with flight set well back, and to this requirement LONG TOM is the answer.  $\frac{5}{16}$ " dia.  $\times$  2 $\frac{1}{2}$ " long. Weight Index 20. Bore threaded  $\frac{1}{4}$ " B.S.F. Supplied in cardboard box only.

### LEDLODE DARTS



Smooth Long Barrel, made with a front lead band to give extra weight at the nose. A very excellent dart, in great demand in Yorkshire and Lincolnshire. Mostly preferred with canes, but can be supplied with plastic or feather flights.

LIGHT, Code **LLL**,  $\frac{1}{2}$ " dia.  $\times$  2 $\frac{1}{2}$ " long. Weight Index **11**  
 MEDIUM, " **LLM**,  $\frac{3}{16}$ " "  $\times$  2 $\frac{1}{2}$ " " " " **17**  
 HEAVY, " **LLH**,  $\frac{1}{8}$ " "  $\times$  2 $\frac{1}{2}$ " " " " **30**

### SHAMROCK DARTS



Originating in Northern Ireland, we developed these darts with an attractive knurled body and a slotted and polished high tensile aluminium shaft, which players will find a great improvement on cane shafts. SHAMROCK darts are perfect in flight and they will no doubt be eagerly sought after.

LIGHT,  $\frac{3}{8}$ " dia.  $\times$  1 $\frac{1}{2}$ " long. Weight Index **19**  
 MEDIUM,  $\frac{7}{16}$ " "  $\times$  1 $\frac{1}{2}$ " " " " **27**  
 HEAVY,  $\frac{1}{2}$ " "  $\times$  1 $\frac{1}{2}$ " " " " **35**

UNICORN DARTS ARE A PLEASURE TO POSSESS

## Darts, Numbered Series

This series has been brought up-to-date:—

- (1) By the inclusion of heavy, medium and light weight variations of favourite patterns, where appropriate;
- (2) By the creation of a few new patterns (Bullet Medium, Nos. 200, 220, 221, 222, 223) and
- (3) By the improvement of a few existing patterns (Nos. 103, 143, 144, 151, 164, 116, 158, 160)








**IMPORTANT.** In view of the fact that the series now includes one hundred and forty different patterns, numbered 101 to 240, we have had to abandon the previous method of denoting darts fitted with canes by a one-figure or two-figure number and adding 100 to such numbers to indicate darts fitted with plastic or feather flights.

The new method of identifying darts fitted with canes and various types of feather or plastic flights is described in the Chapter "Code for Ordering."

To find a dart of any particular pattern number, please consult this table:—

PATTERN	PAGE	PATTERN	PAGE	PATTERN	PAGE	PATTERN	PAGE	PATTERN	PAGE
101	26	129	28	157	30	185	28	213	30
102	26	130	34	158	34	186	28	214	30
103	26	131	32	159	26	187	28	215	30
104	28	132	36	160	38	188	28	216	30
105	30	133	34	161	30	189	30	217	30
106	28	134	42	162	30	190	32	218	30
107	30	135	42	163	32	191	36	219	30
108	36	136	42	164	30	192	30	220	28
109	42	137	32	165	28	193	30	221	28
110	42	138	32	166	34	194	36	222	28
111	42	139	38	167	34	195	32	223	28
112	40	140	38	168	38	196	26	224	28
113	42	141	26	169	40	197	26	225	30
114	40	142	26	170	38	198	26	226	32
115	42	143	26	171	44	199	32	227	32
116	34	144	26	172	44	200	38	228	32
117	38	145	32	173	44	201	28	229	32
118	38	146	32	174	44	202	28	230	36
119	32	147	32	175	44	203	28	231	36
120	40	148	32	176	44	204	28	232	36
121	32	149	26	177	44	205	30	233	42
122	42	150	26	178	44	206	28	234	42
123	40	151	26	179	44	207	28	235	42
124	40	152	26	180	44	208	28	236	28
125	34	153	26	181	26	209	30	237	26
126	34	154	36	182	26	210	30	238	26
127	34	155	36	183	28	211	30	239	28
128	34	156	30	184	36	212	30	240	32

**BARREL SHAPED PATTERNS** — Barrel shaped darts are generally characterised by having their largest diameter approximately midway between their ends, reducing towards both front and rear. They are first choice with a vast number of players.









	182 196 197	<i>Long Knurled Barrel</i>
	181 101 102 103	<i>Semi-long Knurled Barrel</i>
	144 143 237	<i>Short Knurled Barrel</i>
	142 141 238	<i>Short Tapered Knurled Barrel</i>
	152	<i>Flush Knurled Barrel</i>
	159 153 198	<i>Grooved Barrel</i>
	149 150 151	<i>Long Smooth Barrel</i>

FOR PACKAGING OF THESE DARTS SEE PAGES 17—19, 21

Length of Body	Largest Diameter	Weight Index	Bore Threaded	Grip	Flight		Remarks
					Normally Plastic	Fitted Feather	
2"	$\frac{1}{2}$ "	38	$\frac{1}{2}$ " B.S.F.	Medium	SUS	MFS	
2"	$\frac{7}{16}$ "	29	$\frac{1}{2}$ " B.S.F.	..	SUS	MFS	
2"	$\frac{3}{8}$ "	20	$\frac{7}{16}$ " B.S.F.	..	DMU	DMF	
$1\frac{1}{2}$ "	$\frac{7}{16}$ "	41	$\frac{1}{2}$ " B.S.F.	..	SUM	MFM	
$1\frac{1}{2}$ "	$\frac{1}{2}$ "	34	$\frac{1}{2}$ " B.S.F.	..	SUM	MFM	
$1\frac{1}{2}$ "	$\frac{7}{16}$ "	25	$\frac{1}{2}$ " B.S.F.	..	SUM	MFM	
$1\frac{1}{2}$ "	$\frac{3}{8}$ "	19	$\frac{7}{16}$ " B.S.F.	..	DMU	DMF	
$1\frac{1}{2}$ "	$\frac{1}{2}$ "	27	$\frac{1}{2}$ " B.S.F.	..	SUL	MFL	
$1\frac{1}{2}$ "	$\frac{7}{16}$ "	20	$\frac{1}{2}$ " B.S.F.	..	SUL	MFL	
$1\frac{1}{2}$ "	$\frac{3}{8}$ "	16	$\frac{7}{16}$ " B.S.F.	..	DMU	DMF	
$1\frac{1}{2}$ "	$\frac{1}{2}$ "	25	$\frac{1}{2}$ " B.S.F.	..	SUL	MFL	
$1\frac{1}{2}$ "	$\frac{7}{16}$ "	18	$\frac{1}{2}$ " B.S.F.	..	SUL	MFL	
$1\frac{1}{2}$ "	$\frac{3}{8}$ "	15	$\frac{7}{16}$ " B.S.F.	..	DMU	DMF	
$1\frac{1}{2}$ "	$\frac{7}{16}$ "	23	$\frac{1}{2}$ " B.S.F.	..	SUM	MFM	
$1\frac{1}{2}$ "	$\frac{1}{2}$ "	33	$\frac{1}{2}$ " B.S.F.	..	SUM	MFM	
$1\frac{1}{2}$ "	$\frac{7}{16}$ "	25	$\frac{1}{2}$ " B.S.F.	..	SUM	MFM	
$1\frac{1}{2}$ "	$\frac{3}{8}$ "	20	$\frac{7}{16}$ " B.S.F.	..	DMU	DMF	
2"	$\frac{1}{2}$ "	39	$\frac{1}{2}$ " B.S.F.	Smooth	SUS	MFS	
2"	$\frac{7}{16}$ "	29	$\frac{1}{2}$ " B.S.F.	..	SUS	MFS	
2"	$\frac{3}{8}$ "	22	$\frac{7}{16}$ " B.S.F.	..	DMU	DMF	

FOR FLIGHTS FOR THESE DARTS SEE PAGES 46—53

**STRAIGHT PATTERNS** — Straight (or parallel) darts, represented by 74 patterns in our range, include some permanent best sellers. They are characterised by being of constant diameter over most of their length, with only slight taper or rounding front or rear, or both.

	220	<i>Long Full Knurl</i>
	221	
	222	
	223	
	183	<i>Semi-Long Full Knurl</i>
	186	
	185	<i>Semi-Long Full Knurl</i>
	224	
	201	<i>Long Grooved Knurl</i>
	129	
	165	
	202	<i>Semi-Long Grooved Knurl</i>
	188	
	203	
	204	<i>Short Grooved Knurl</i>
	106	
	239	
	206	<i>Long Spaced Knurl</i>
	104	
	207	
	208	<i>Semi-Long Spaced Knurl</i>
	187	
	236	









Length of Body	Largest Diameter	Weight Index	Bore Threaded	Grip	Flight Normally Fitted		Remarks
					Plastic	Feather	
2"	$\frac{11}{16}$ "	29	$\frac{1}{4}$ " B.S.F.	Medium	SUS	MFS	
2"	$\frac{3}{8}$ "	24	$\frac{1}{4}$ " B.S.F.	"	SUS	MFS	
2"	$\frac{7}{16}$ "	17	$\frac{1}{4}$ " B.S.F.	"	SUS	MFS	
2"	$\frac{1}{2}$ "	11	$\frac{7}{16}$ " B.S.F.	"	DMU	DMF	
$1\frac{1}{2}$ "	$\frac{1}{2}$ "	37	$\frac{1}{4}$ " B.S.F.	"	SUM	MFM	
$1\frac{1}{2}$ "	$\frac{7}{16}$ "	27	$\frac{1}{4}$ " B.S.F.	"	SUM	MFM	
$1\frac{1}{2}$ "	$\frac{3}{8}$ "	21	$\frac{1}{4}$ " B.S.F.	"	SUM	MFM	
$1\frac{1}{2}$ "	$\frac{7}{16}$ "	15	$\frac{1}{4}$ " B.S.F.	"	SUM	MFM	
2"	$\frac{11}{16}$ "	28	$\frac{1}{4}$ " B.S.F.	"	SUS	MFS	
2"	$\frac{3}{8}$ "	22	$\frac{1}{4}$ " B.S.F.	"	SUS	MFS	
2"	$\frac{11}{16}$ "	20	$\frac{1}{4}$ " B.S.F.	"	SUS	MFS	
$1\frac{1}{2}$ "	$\frac{11}{16}$ "	24	$\frac{1}{4}$ " B.S.F.	"	SUM	MFM	
$1\frac{1}{2}$ "	$\frac{3}{8}$ "	21	$\frac{1}{4}$ " B.S.F.	"	SUM	MFM	
$1\frac{1}{2}$ "	$\frac{7}{16}$ "	14	$\frac{1}{4}$ " B.S.F.	"	SUM	MFM	
$1\frac{1}{2}$ "	$\frac{11}{16}$ "	21	$\frac{1}{4}$ " B.S.F.	"	SUL	MFL	
$1\frac{1}{2}$ "	$\frac{3}{8}$ "	17	$\frac{1}{4}$ " B.S.F.	"	SUL	MFL	
$1\frac{1}{2}$ "	$\frac{7}{16}$ "	13	$\frac{7}{16}$ " B.S.F.	"	DMU	DMF	
2"	$\frac{11}{16}$ "	28	$\frac{1}{4}$ " B.S.F.	"	SUS	MFS	
2"	$\frac{3}{8}$ "	23	$\frac{1}{4}$ " B.S.F.	"	SUS	MFS	
2"	$\frac{7}{16}$ "	16	$\frac{1}{4}$ " B.S.F.	"	SUS	MFS	
$1\frac{1}{2}$ "	$\frac{11}{16}$ "	24	$\frac{1}{4}$ " B.S.F.	"	SUM	MFM	
$1\frac{1}{2}$ "	$\frac{3}{8}$ "	20	$\frac{1}{4}$ " B.S.F.	"	SUM	MFM	
$1\frac{1}{2}$ "	$\frac{7}{16}$ "	15	$\frac{7}{16}$ " B.S.F.	"	DMU	DMF	

FOR PACKAGING OF THESE DARTS SEE PAGES 17—19, 21

FOR FLIGHTS FOR THESE DARTS SEE PAGES 46—53



PLEASE USE CODE WHEN ORDERING—SEE PAGE 14









	105	Taper Nose Spaced Knurl
	209 107 210	Long Close Ridge Knurl
	211 189 212	Semi-Long Close Ridge Knurl
	213 162 214	Long Beaded Knurl
	215 193 205	Semi-Long Beaded Knurl
	216 161 217	Long Smooth Beaded
	218 192 219	Semi-Long Smooth Beaded
	225 157 156 164	Long Forward Knurl

Length of Body	Largest Diameter	Weight Index	Bore Threaded	Grip	Flight Normally Fitted		Remarks
					Plastic	Feather	
1½"	⅜"	22	½" B.S.F.	Medium	SUM	MFM	
2"	⅜"	26	½" B.S.F.	Fierce	SUS	MFS	Registered Design No. 844,169
2"	⅝"	21	½" B.S.F.	"	SUS	MFS	
2"	⅞"	15	⅞" B.S.F.	"	DMU	DMF	
1½"	⅜"	22	½" B.S.F.	"	SUM	MFM	Registered Design No. 844,169
1½"	⅝"	18	½" B.S.F.	"	SUM	MFM	
1½"	⅞"	13	⅞" B.S.F.	"	DMU	DMF	
2"	⅜"	28	½" B.S.F.	"	SUS	MFS	
2"	⅝"	22	½" B.S.F.	"	SUS	MFS	
2"	⅞"	16	⅞" B.S.F.	"	DMU	DMF	
1½"	⅜"	23	½" B.S.F.	"	SUM	MFM	
1½"	⅝"	20	½" B.S.F.	"	SUM	MFM	
1½"	⅞"	14	⅞" B.S.F.	"	DMU	DMF	
2"	⅜"	28	½" B.S.F.	Medium	SUS	MFS	
2"	⅝"	22	½" B.S.F.	"	SUS	MFS	
2"	⅞"	16	⅞" B.S.F.	"	DMU	DMF	
1½"	⅜"	23	½" B.S.F.	"	SUM	MFM	
1½"	⅝"	20	½" B.S.F.	"	SUM	MFM	
1½"	⅞"	14	⅞" B.S.F.	"	DMU	DMF	
2"	⅜"	32	½" B.S.F.	"	SUS	MFS	
2"	⅝"	26	½" B.S.F.	"	SUS	MFS	
2"	⅞"	17	½" B.S.F.	"	SUS	MFS	
2"	⅜"	12	⅞" B.S.F.	"	DMU	DMF	

FOR PACKAGING OF THESE DARTS SEE PAGES 17—19, 21

FOR FLIGHTS FOR THESE DARTS SEE PAGES 46—53

PLEASE USE CODE WHEN ORDERING—SEE PAGE 14











	199	
	148	Semi-Long Forward Knurl
	147	
	146	
	145	Taper Nose Rear Knurl
	240	
	138	Smooth Treble Grooved
	137	Smooth Double Grooved
	195	
	119	Long Smooth Single Grooved
	163	
	226	
	190	Semi-Long Smooth Single Grooved
	227	
	228	
	121	Long Smooth
	229	
	131	Spaced Ridge Grip

Length of Body	Largest Diameter	Weight Index	Bore Threaded	Grip	Flight Normally Fitted		Remarks
					Plastic	Feather	
1 3/4"	1 1/8"	28	1/4" B.S.F.	Medium	SUM	MFM	
1 3/4"	3/8"	21	1/4" B.S.F.	"	SUM	MFM	
1 3/4"	1/2"	14	1/4" B.S.F.	"	SUM	MFM	
1 1/2"	7/8"	21	1/4" B.S.F.	"	SUL	MFL	
1 1/2"	3/8"	15	1/4" B.S.F.	"	SUL	MFL	
1 1/2"	1/2"	12	7/8" B.S.F.	"	DMU	DMF	
2"	3/8"	24	1/4" B.S.F.	Smooth	SUS	MFS	
2"	3/8"	24	1/4" B.S.F.	"	SUS	MFS	
2"	1 1/8"	29	1/4" B.S.F.	"	SUS	MFS	
2"	3/8"	24	1/4" B.S.F.	"	SUS	MFS	
2"	1/2"	17	1/4" B.S.F.	"	SUS	MFS	
1 3/4"	1 1/8"	25	1/4" B.S.F.	"	SUM	MFM	
1 3/4"	3/8"	20	1/4" B.S.F.	"	SUM	MFM	
1 3/4"	1/2"	15	1/4" B.S.F.	"	SUM	MFM	
2"	1 1/8"	30	1/4" B.S.F.	"	SUS	MFS	
2"	3/8"	25	1/4" B.S.F.	"	SUS	MFS	
2"	1/2"	17	1/4" B.S.F.	"	SUS	MFS	
2"	3/8"	21	1/4" B.S.F.	Medium	SUS	MFS	Autogrip Patent No. 537,638

FOR PACKAGING OF THESE DARTS SEE PAGES 17—19, 21

FOR FLIGHTS FOR THESE DARTS SEE PAGES 46—53

PLEASE USE CODE WHEN ORDERING—SEE PAGE 14








	<b>158</b> <i>Spaced Ridge Knurl</i>
	<b>167</b> <i>Straight Forward Grooved</i>
	<b>166</b> <i>Straight Nose Grooved</i>
	<b>116</b> <i>Taper Nose Centre Grooved</i>
	<b>133</b> <i>Hollow Grooved</i>
	<b>130</b> <i>Ball Grooved</i>
	<b>128</b> <i>Knurled Swan-Neck</i>
	<b>126</b> <i>Knurled Swan-Neck</i>
	<b>127</b> <i>Smooth Swan-Neck</i>
	<b>125</b> <i>Smooth Swan-Neck</i>

FOR PACKAGING OF THESE DARTS SEE PAGES 17—19, 21

Length of Body	Largest Diameter	Weight Index	Bore Threaded	Grip	Flight Normally Fitted		Remarks
					Plastic	Feather	
2"	$\frac{3}{8}$ "	22	$\frac{1}{4}$ " B.S.F.	Fierce	SUS	MFS	Autogrip Patent No. 537,638
2"	$\frac{3}{8}$ "	23	$\frac{1}{4}$ " B.S.F.	Medium	SUS	MFS	
2"	$\frac{7}{16}$ "	15	$\frac{1}{4}$ " B.S.F.	..	SUS	MFS	
1 $\frac{1}{2}$ "	$\frac{1}{2}$ "	32	$\frac{1}{4}$ " B.S.F.	Fierce	SUM	MFM	
2"	$\frac{3}{8}$ "	21	$\frac{1}{4}$ " B.S.F.	..	SUS	MFS	Autogrip Patent No. 537,638
2"	$\frac{3}{8}$ "	21	$\frac{1}{4}$ " B.S.F.	..	SUS	MFS	Autogrip Patent No. 537,638
1 $\frac{1}{2}$ "	$\frac{11}{16}$ "	25	$\frac{1}{4}$ " B.S.F.	..	SUM	MFM	
1 $\frac{1}{2}$ "	$\frac{3}{8}$ "	21	$\frac{1}{4}$ " B.S.F.	..	SUM	MFM	
1 $\frac{1}{2}$ "	$\frac{11}{16}$ "	25	$\frac{1}{4}$ " B.S.F.	..	SUM	MFM	
1 $\frac{1}{2}$ "	$\frac{3}{8}$ "	21	$\frac{1}{4}$ " B.S.F.	..	SUM	MFM	

FOR FLIGHTS FOR THESE DARTS SEE PAGES 46—53

**TORPEDO PATTERNS** — Torpedo darts, with largest diameter near front and tapering towards the rear end, are extremely popular. We have carefully studied the preference of players regarding these darts and have developed, on this basis, a comprehensive range of 18 Torpedo patterns, all of which are in great and constant demand.









	<b>184</b> <i>Long Knurled Torpedo</i>
	<b>194</b> <i>Semi-Long Knurled Torpedo</i>
	<b>154</b> <b>230</b> <i>Long Torpedo, Four Grooves</i>
	<b>155</b> <b>232</b> <i>Semi-Long Torpedo, Four Grooves</i>
	<b>231</b> <b>191</b> <i>Semi-Long Torpedo, Three Grooves</i>
	<b>132</b> <i>Ridge-Grip Torpedo</i>
	<b>108</b> <i>Long Knurled Taper</i>

FOR PACKAGING OF THESE DARTS SEE PAGES 17—19, 21

Length of Body	Largest Diameter	Weight Index	Bore Threaded	Grip	Flight Normally Fitted		Remarks
					Plastic	Feather	
2"	$\frac{7}{16}$ "	27	$\frac{1}{4}$ " B.S.F.	Fierce	SUS	MFS	
1 $\frac{3}{4}$ "	$\frac{7}{16}$ "	22	$\frac{1}{4}$ " B.S.F.	..	SUM	MFM	
2"	$\frac{7}{16}$ "	27	$\frac{1}{4}$ " B.S.F.	Medium	SUS	MFM	
2"	$\frac{3}{4}$ "	20	$\frac{7}{16}$ " B.S.F.	..	DMU	DMF	
1 $\frac{3}{4}$ "	$\frac{7}{16}$ "	24	$\frac{1}{4}$ " B.S.F.	..	SUM	MFM	
1 $\frac{3}{4}$ "	$\frac{3}{4}$ "	17	$\frac{7}{16}$ " B.S.F.	..	DMU	DMF	
1 $\frac{3}{4}$ "	$\frac{1}{2}$ "	30	$\frac{1}{4}$ " B.S.F.	..	SUM	MFM	
1 $\frac{3}{4}$ "	$\frac{7}{16}$ "	25	$\frac{1}{4}$ " B.S.F.	..	SUM	MFM	
2"	$\frac{7}{16}$ "	25	$\frac{1}{4}$ " B.S.F.	Fierce	SUS	MFS	"Autogrip" Patent No. 537,638
2"	$\frac{7}{16}$ "	28	$\frac{1}{4}$ " B.S.F.	Medium	SUS	MFS	

FOR FLIGHTS FOR THESE DARTS SEE PAGES 46—53

PLEASE USE CODE WHEN ORDERING—SEE PAGE 14

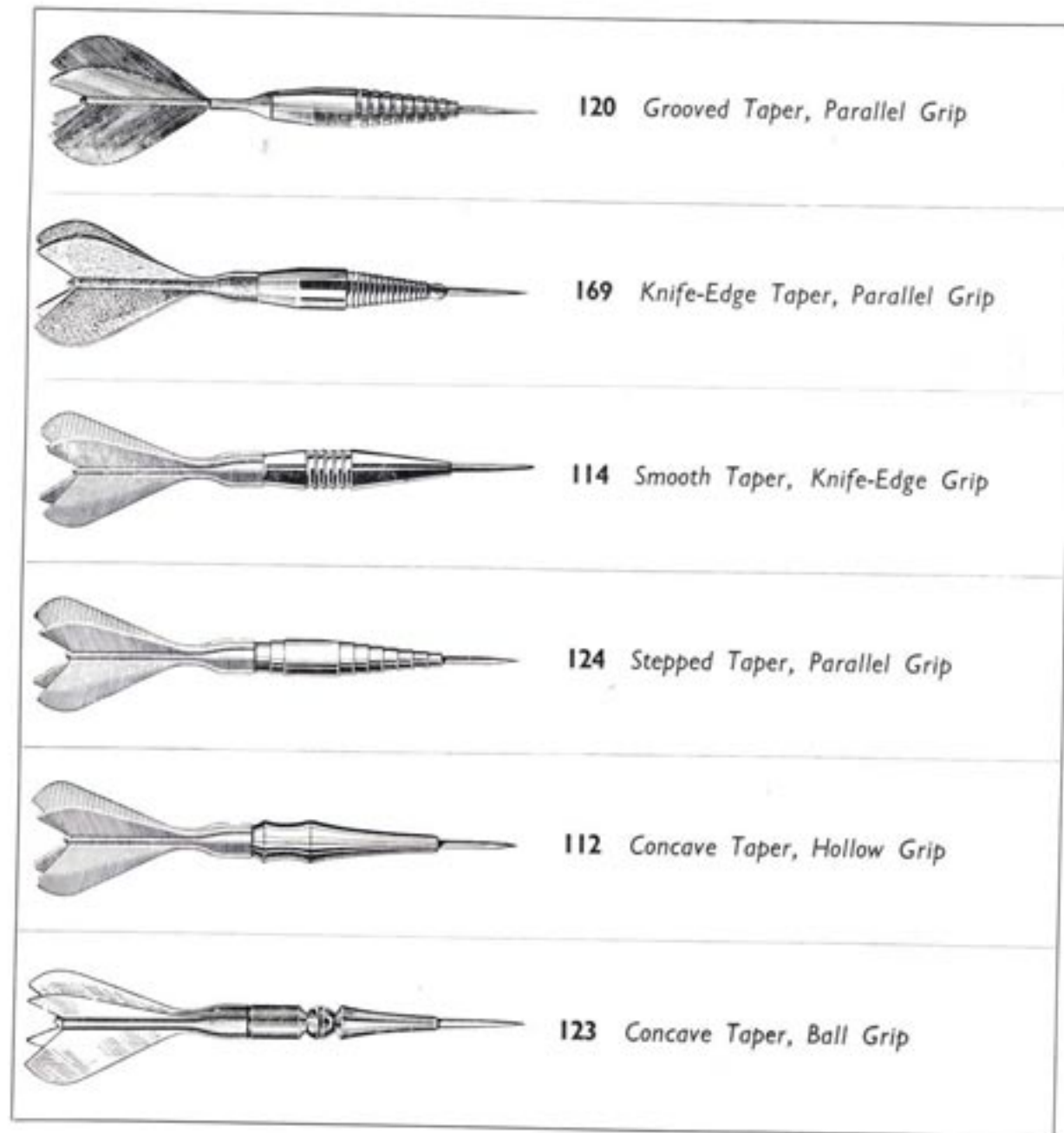
	<b>160</b> Long Knurled Taper
	<b>168</b> Long Knurled Taper
	<b>118</b> Semi-Long Knurled Taper
	<b>200</b> Semi-Long Grooved Taper
	<b>117</b> Semi-Long Smooth Taper
	<b>140</b> Short Knurled Taper
	<b>139</b> Short Knurled Taper
	<b>170</b> Swan-Necked Torpedo

Length of Body	Largest Diameter	Weight Index	Bore Threaded	Grip	Flight Normally Fitted		Remarks
					Plastic	Feather	
2"	$\frac{3}{8}$ "	21	$\frac{1}{16}$ " B.S.F.	Medium	<b>DMU</b>	<b>DMF</b>	
2"	$\frac{1}{4}$ "	15	3 B.A.	..	<b>US</b>	<b>SF</b>	
1 $\frac{1}{2}$ "	$\frac{7}{16}$ "	23	$\frac{1}{4}$ " B.S.F.	..	<b>SUM</b>	<b>MFM</b>	
1 $\frac{1}{2}$ "	$\frac{7}{16}$ "	22	$\frac{1}{4}$ " B.S.F.	Smooth	<b>SUM</b>	<b>MFM</b>	
1 $\frac{1}{2}$ "	$\frac{7}{16}$ "	23	$\frac{1}{4}$ " B.S.F.	..	<b>SUM</b>	<b>MFM</b>	
1 $\frac{1}{4}$ "	$\frac{1}{2}$ "	27	$\frac{1}{4}$ " B.S.F.	Medium	<b>SUL</b>	<b>MFL</b>	
1 $\frac{1}{4}$ "	$\frac{7}{16}$ "	20	$\frac{1}{4}$ " B.S.F.	..	<b>SUL</b>	<b>MFL</b>	
1 $\frac{1}{2}$ "	$\frac{1}{2}$ "	27	$\frac{1}{4}$ " B.S.F.	..	<b>SUM</b>	<b>MFM</b>	

FOR PACKAGING OF THESE DARTS SEE PAGES 17—19, 21

FOR FLIGHTS FOR THESE DARTS SEE PAGES 46—53

**FRONT TAPER PATTERNS** — Darts in this group are characterized by having their largest diameter near their rear end, with long front taper, favoured by many good players for close throwing.















Length of Body	Largest Diameter	Weight Index	Bore Threaded	Grip	Flight Normally Fitted		Remarks
					Plastic	Feather	
2"	$\frac{11}{16}$ "	22	$\frac{1}{4}$ " B.S.F.	Medium	SUS	MFS	
2"	$\frac{7}{8}$ "	21	$\frac{1}{2}$ " B.S.F.	Fierce	SUS	MFS	
2"	$\frac{7}{8}$ "	23	$\frac{1}{4}$ " B.S.F.	..	SUS	MFS	Regd. Des. No. 844,200
2"	$\frac{3}{4}$ "	18	$\frac{1}{8}$ " B.S.F.	..	SUS	MFS	
2"	$\frac{7}{16}$ "	16	$\frac{1}{4}$ " B.S.F.	..	SUS	MFS	
2"	$\frac{3}{8}$ "	16	$\frac{1}{4}$ " B.S.F.	..	SUS	MFS	

FOR PACKAGING OF THESE DARTS SEE PAGES 17—19, 21

FOR FLIGHTS FOR THESE DARTS SEE PAGES 46—53

**HEXAGON PATTERNS** — Hexagon Darts have an appeal of their own to players who are happiest with a dart with flat faces, which has no tendency to roll between fingers and thumb. We offer a choice of 12 patterns in this group, including Barrel, Straight, Torpedo and Front Taper types.

	<b>109</b> Barrel Taper, Hexagon Grip
	<b>136</b> Beaded Hexagon
	<b>233</b> Beaded Hexagon
	<b>135</b> Triple Hexagon Grip
	<b>234</b> Triple Hexagon Grip
	<b>134</b> Hexagon Ridged
	<b>235</b> Hexagon Ridged
	<b>115</b> Centre Grooved, Hexagon Grip
	<b>110</b> Rear Taper, Hexagon Grip
	<b>111</b> Front Taper, Hexagon Grip
	<b>122</b> Concave Taper, Hexagon Grip
	<b>113</b> Front Taper, Hexagon Grip

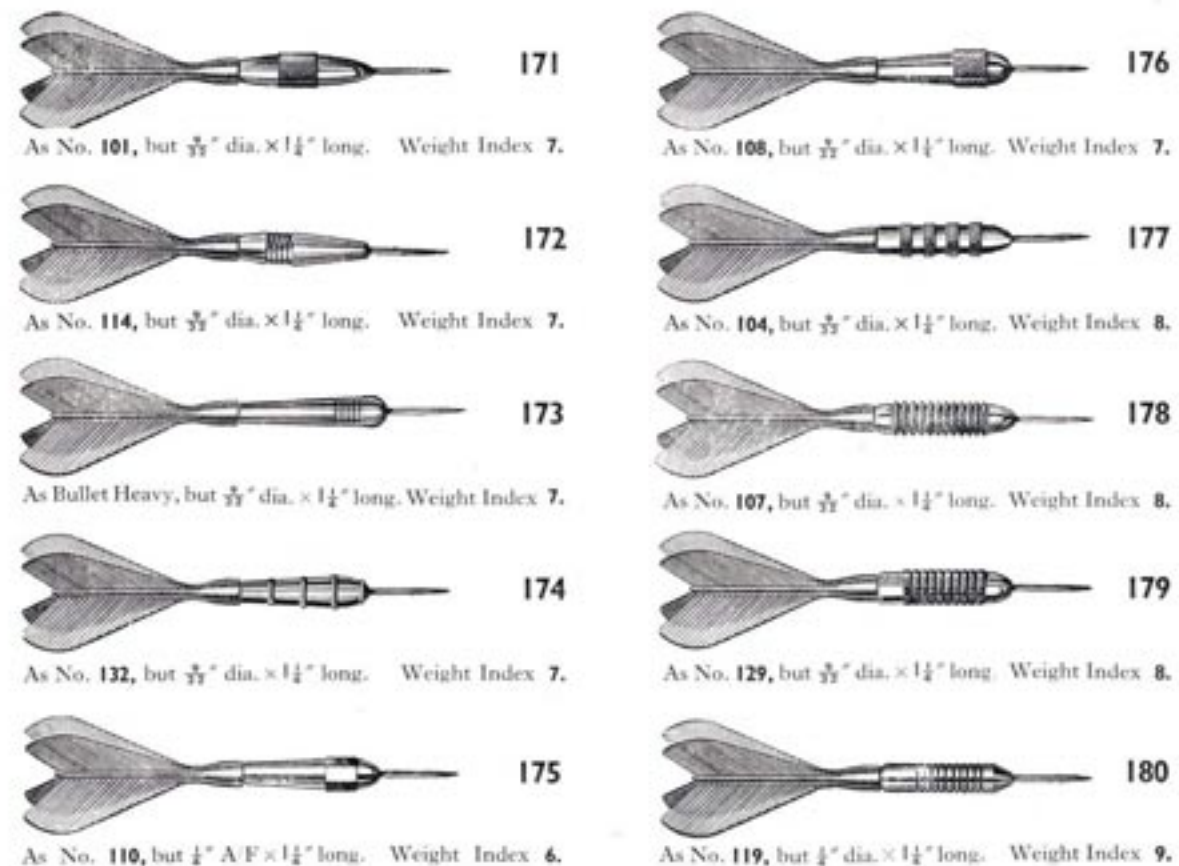
Length of Body	Largest Diameter	Weight Index	Bore Threaded	Grip	Flight Normally Fitted		Remarks
					Plastic	Feather	
2"	$\frac{3}{8}$ " A/F	20	$\frac{1}{4}$ " B.S.F.	Fierce	SUS	MFS	
2"	$\frac{3}{8}$ " A/F	24	$\frac{1}{4}$ " B.S.F.	..	SUS	MFS	
2"	$\frac{5}{16}$ " A/F	18	$\frac{7}{16}$ " B.S.F.	..	DMU	DMF	
2"	$\frac{3}{8}$ " A/F	27	$\frac{1}{4}$ " B.S.F.	..	SUS	MFS	
2"	$\frac{5}{16}$ " A/F	19	$\frac{7}{16}$ " B.S.F.	..	DMU	DMF	
2"	$\frac{3}{8}$ " A/F	23	$\frac{1}{4}$ " B.S.F.	..	SUS	MFS	Autogrip Patent No. 537,638
2"	$\frac{5}{16}$ " A/F	17	$\frac{7}{16}$ " B.S.F.	..	DMU	DMF	
1 $\frac{1}{2}$ "	$\frac{3}{8}$ " A/F	22	$\frac{1}{4}$ " B.S.F.	Medium	SUM	MFM	
2"	$\frac{3}{8}$ " A/F	23	$\frac{1}{4}$ " B.S.F.	Medium	SUS	MFS	
2"	$\frac{3}{8}$ " A/F	20	$\frac{1}{4}$ " B.S.F.	Fierce	SUS	MFS	
2"	$\frac{3}{8}$ " A/F	17	$\frac{1}{4}$ " B.S.F.	..	SUS	MFS	
2"	$\frac{3}{8}$ " A/F	19	$\frac{1}{4}$ " B.S.F.	Medium	SUS	MFS	

## Unicorn "Half-Pint" Darts

Included in the Numbered Series, but forming a distinct group, our "Half-Pint" Darts have been in ever increasing demand since their introduction in 1947. They represent a unique departure in dart design. The body is about half the conventional size which, being entirely arbitrary, is subject to challenge. In fact it will be found on trial that the HALF-PINT darts are very determined on a straight course in their flight and provoke the sensation of being inexorably propelled towards their target by some external agency. This is due to the relationship in the size of the flight fitted, to the weight of the body, and lest anybody should think that the principle could be applied to conventional size darts, we would point out that even if the throw of the darts would improve (which we doubt), the flight required would have to be approximately eight times the present average size and this would render play impossible.

The somewhat curious appellation "HALF-PINT" is due to a spontaneous exclamation by a member of our staff on seeing the first samples, and was considered to be a happy inspiration, as those familiar with the intricacies of colloquial English will no doubt agree.

The HALF-PINT darts are replicas on a reduced scale of patterns already listed, the corresponding numbers are given as reference. They are all tapped with 3 B.A. thread and take **SU** plastic flights or **HP** feather flights.









FOR PACKAGING OF THESE DARTS SEE PAGE 20

## Unicorn "C" Range Darts

These low priced darts, which are nevertheless of excellent quality, have a very wide appeal. The patterns are those most sought after by dart players and the darts are available with plastic or feather flights, or with canes, boxed in sets in cardboard boxes.

PLEASE NOTE:—These Darts cannot be supplied in Plastic Cases.

Pattern	Description	Code Letters		
		Boxed in sets with Jet plastic flights	Boxed in sets with feather flights	Boxed 1 gross singles with canes
	Heavy Barrel	<b>CP1</b>	<b>CF1</b>	<b>CC1</b>
	Light Barrel	<b>CP2</b>	<b>CF2</b>	<b>CC2</b>
	Torpedo	<b>CP3</b>	<b>CF3</b>	<b>CC3</b>
	Parallel grooved	<b>CP4</b>	<b>CF4</b>	<b>CC4</b>
	Taper nose, fine grooved	<b>CP5</b>	<b>CF5</b>	<b>CC5</b>
	Bull nose, knurled	<b>CP6</b>	<b>CF6</b>	<b>CC6</b>

UNICORN DARTS ARE MADE TO PLEASE



## Unicorn Plastic Dart Flights

First introduced in 1945, Plastic Darts Flights are superior to any other type as far as accuracy and durability are concerned. Some prejudice still exists against them in certain parts of the country, possibly due to clumsy and unsuitable designs which appeared on the market, but no such criticism can be levelled against our own delicate and perfectly balanced plastic flights, which are guaranteed to give full satisfaction. Supplied in red, green, blue and cream, boxed in sets of three as illustrated, or loose in 1 gross cartons.



### UNIPLUME "STEMLESS"

PATENT PENDING No. 32,940/48.

The "Stemless" Uniplume flight, introduced in 1949, literally swept the market. This was only to be expected, in view of the perfection of this flight. The four wings arise from a base or trunk without any central stem whatsoever, so that practically no obstruction is presented to a following dart. Also, the weight of the flight is reduced where it matters most, namely at the tail end, to the irreducible minimum.

Supplied in three lengths and two fittings, as follows:—

Code:—	<b>SUS</b>	(= Stemless Uniplume Short),	length	$2\frac{1}{4}$ "	, thread	$\frac{1}{4}$ "	B.S.F.
	<b>SUM</b>	(= Stemless Uniplume Medium),	"	$2\frac{3}{8}$ "	, "	$\frac{1}{4}$ "	B.S.F.
	<b>SUL</b>	(= Stemless Uniplume Long),	"	$2\frac{1}{2}$ "	, "	$\frac{1}{4}$ "	B.S.F.
	<b>DMU</b>	(= Demi-Medium Uniplume),	"	$2\frac{1}{4}$ "	, "	$\frac{3}{16}$ "	B.S.F.

Note:— Uniplume "Stemless" flights are fitted as standard to all boxed sets ordered with Plastic flights.



### UNIPLUME

PATENT No. 616,344.

With substantial, rigid stem and four very flexible wings.

Supplied in two sizes:—

Code:—	<b>UL</b>	(= Uniplume Large),	thread	$\frac{1}{4}$ "	B.S.F.
	<b>US</b>	(= Uniplume Small),	"	3	B.A.

Note:—The Uniplume Large flight has now been practically superseded by the "Stemless" flight, but we still carry stocks for those who require them. The Uniplume Small flights are, however, still standard for Darts with 3 B.A. thread.



### SUPERPLUME

PATENT No. 590,842.

Appropriately called "Plastic Feather Flight", it has its wings split into separate barbs to allow free passage of following darts.

Code:— **S**, thread  $\frac{1}{4}$ " B.S.F.



### DIEHARD

Moulded in one piece in the shape of a combined cane and paper flight, the Diehard is a firm favourite with many players.

Thread  $\frac{1}{4}$ " B.S.F.



### NOVAPLUME

Moulded in one piece ready for insertion into cane or other slotted dart shafts, the Novaplume renders paper and other folding flights obsolete. A great merit of this flight is that it is easily inserted into the slots and does not crumple up as the soft paper flights.



### JET

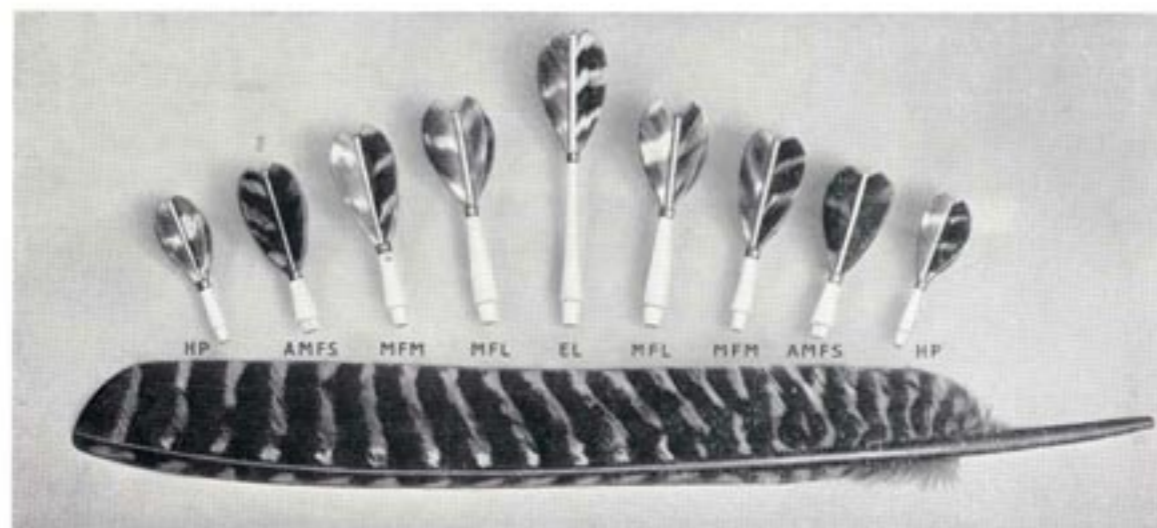
An inexpensive, but perfect flight with slender central stem and well proportioned, large size wings, which carry any dart perfectly. Supplied loose only, in minimum lots of 1 gross.

Thread  $\frac{1}{4}$ " B.S.F.

UNICORN DART FLIGHTS FOR SATISFACTION

UNICORN DART FLIGHTS FOR SATISFACTION

## Unicorn Feather Dart Flights



These flights are made in our own factory, where all operations, including sorting, washing and drying of the raw feather, dyeing for coloured flights, stripping from the quill and shaping the wings with precision cutters, fitting to the shaft and binding, are performed by skilled operatives under expert supervision.

Unsuitable feather quills are ruthlessly rejected and only the best part of each quill is used, whereby sturdiness and uniformity of the wings is assured.

The utmost care is taken to ensure that the wings are mounted truly and squarely. Each flight is individually inspected before being allowed to pass as an absolutely first class, hand made, English feather dart flight, of a quality which cannot be surpassed.

The range of sizes, according to the Table opposite, includes flights to suit all requirements and each size is made with natural Grey (black and white mottled), Coloured (red, blue and green dyed) and White feather wings, to suit the taste of the player.

Some sizes, as indicated in the Table, are also available in the style of our Patent Adaptor flights (see Page 50).

UNICORN DART FLIGHTS FOR SATISFACTION

Code Letters		Description	Length of Spigot (without Shank)	Remarks
Wooden Shafts	With Adaptors			
<b>HPG</b> <b>HPC</b> <b>HPW</b>	— — —	Half-Pint Grey " " Coloured " " White	2"	For Unicorn Half-Pint darts
<b>SFG</b> <b>SFC</b> <b>SFW</b>	— — —	Small Fitting Grey " " Coloured " " White	2½"	For Unicorn darts with 3 B.A. thread
<b>DMFG</b> <b>DMFC</b> <b>DMFW</b>	— — —	Demi-Medium Fitting Grey " " Coloured " " White	2½"	Shank fits Unicorn darts with ¾" B.S.F. thread
<b>MFG</b> <b>MFC</b> <b>MFW</b>	<b>AMFG</b> <b>AMFC</b> <b>AMFW</b>	Medium Fitting Short Grey " " Coloured " " White	2½"	
<b>MFMG</b> <b>MFMC</b> <b>MFMW</b>	<b>AMFMG</b> <b>AMFMC</b> <b>AMFMW</b>	Medium Fitting Medium (length) Grey " " Coloured " " White	2½"	Shank fits any dart tapped with ¼" B.S.F. thread
<b>MFLG</b> <b>MFLC</b> <b>MFLW</b>	<b>AMFLG</b> <b>AMFLC</b> <b>AMFLW</b>	Medium Fitting Long Grey " " Coloured " " White	2½"	
<b>LFG</b> <b>LFSC</b> <b>LFWS</b>	<b>ALFG</b> <b>ALFSC</b> <b>ALFSW</b>	Large Fitting Short Grey " " Coloured " " White	2½"	
<b>LFMG</b> <b>LFMC</b> <b>LFMW</b>	— — —	Large Fitting Medium(length) Grey " " Coloured " " White	2½"	Shank fits darts tapped with thread larger than ¼" B.S.F.
<b>LFLG</b> <b>LFLC</b> <b>LFLW</b>	— — —	Large Fitting Long Grey " " Coloured " " White	2½"	
<b>ELG</b> <b>ELC</b> <b>ELW</b>	— — —	Extra Long Grey " " Coloured " " White	4"	For players who require an extra long feather flight

UNICORN DART FLIGHTS FOR SATISFACTION

## Unicorn "Adaptor" Dart Flights

PATENT PENDING



These flights have been specially designed to meet the present demand for longer dart flights, but at the same time they have other advantages.

The flight includes a plastic adaptor, as illustrated, which has a screw threaded spigot, so that it can be screwed into the dart body with perfect ease. A thin cane shaft mounted with feathers is fitted into the adaptor, or the cane, to enable it to take paper or similar flights, is provided with a phosphor bronze clip.

The adaptors are made in two fittings (Medium, with  $\frac{1}{4}$ " B.S.F. thread, and Large, with  $\frac{3}{16}$ " B.S.W. thread) and the cane shafts are made in three lengths to suit individual requirements.

Unicorn "Adaptor" flights are extremely light at the tail end, and the cane shaft, being very tough, is not liable to break.

When ordering please quote Code Letters appearing in the table below:-

DESCRIPTION	LENGTH		
	3"	4"	5"
Feather flights, grey medium fitting	<b>3AMFG</b>	<b>4AMFG</b>	<b>5AMFG</b>
.. coloured, .. ..	<b>3AMFC</b>	<b>4AMFC</b>	<b>5AMFC</b>
.. white, .. ..	<b>3AMFW</b>	<b>4AMFW</b>	<b>5AMFW</b>
.. grey, large fitting	<b>3ALFG</b>	<b>4ALFG</b>	<b>5ALFG</b>
.. coloured, .. ..	<b>3ALFC</b>	<b>4ALFC</b>	<b>5ALFC</b>
.. white, .. ..	<b>3ALFW</b>	<b>4ALFW</b>	<b>5ALFW</b>
Canes with clips, medium fitting	<b>3ACM</b>	<b>4ACM</b>	<b>5ACM</b>
.. .. large ..	<b>3ACL</b>	<b>4ACL</b>	<b>5ACL</b>

UNICORN DART FLIGHTS FOR SATISFACTION

## The Unicorn Range of Dart Canes



We are now pleased to offer a comprehensive range of dart canes, made in our own Works from best hard centre cane, Shouldered or Unshouldered. The shoulders are perfectly and cleanly cut and each cane is fitted with a hardened and tempered Steel Clip.

Forty stock sizes are listed below, but any other size can be made to order. When ordering it is sufficient to quote the Code Number indicated in the Table against size required.

DIAMETER mm.	LENGTH							
	2"		3"		4"		5"	
	Shouldered	Unshould'd	Shouldered	Unshould'd	Shouldered	Unshould'd	Shouldered	Unshould'd
6	<b>62CS</b>	<b>62C</b>	<b>63CS</b>	<b>63C</b>	<b>64CS</b>	<b>64C</b>	<b>65CS</b>	<b>65C</b>
7	<b>72CS</b>	<b>72C</b>	<b>73CS</b>	<b>73C</b>	<b>74CS</b>	<b>74C</b>	<b>75CS</b>	<b>75C</b>
7½	<b>752CS</b>	<b>752C</b>	<b>753CS</b>	<b>753C</b>	<b>754CS</b>	<b>754C</b>	<b>755CS</b>	<b>755C</b>
8	<b>82CS</b>	<b>82C</b>	<b>83CS</b>	<b>83C</b>	<b>84CS</b>	<b>84C</b>	<b>85CS</b>	<b>85C</b>
9	<b>92CS</b>	<b>92C</b>	<b>93CS</b>	<b>93C</b>	<b>94CS</b>	<b>94C</b>	<b>95CS</b>	<b>95C</b>

UNICORN DART CANES ARE PRECISION MADE

## Unicorn Aluminium Dart Flight Shafts



Made in high tensile aluminium alloy, so as to ensure rigidity and springiness of the prongs.

Please quote Code Numbers as under when ordering :

DESCRIPTION.	2"	3"	4"
Parallel, $\frac{1}{4}$ " B.S.F. thread	<b>214AS</b>	<b>314AS</b>	<b>414AS</b>
Parallel, 3 B.A. ..	<b>23BAS</b>	<b>33BAS</b>	<b>43BAS</b>
Parallel, $\frac{3}{16}$ " B.S.F. ..	<b>216AS</b>	<b>316AS</b>	<b>416AS</b>
Tapered, $\frac{1}{2}$ " B.S.F. ..	<b>214AST</b>	—	—
Parallel, $\frac{3}{32}$ " B.S.W. thread	<b>2932AS</b>	<b>3932AS</b>	<b>4932AS</b>

## Unicorn Positive Grip Dart Flight Shafts



After years of experimenting we have now produced a perfectly reliable and very neat dart flight shaft with *Positive Grip*. This shaft has four resilient prongs which, when open, are relatively far apart to enable the flight to be easily inserted between them. Rotation of the sleeve in one direction causes the shaft to be drawn into the dart body, at the same time the prongs close and *positively grip* the flight, which can again be released

instantly by rotating the sleeve in the opposite direction. Those familiar with the irksome task of inserting flights into narrow slots will appreciate the merits of this new arrangement, so ingenious in its simplicity.

Code **PG14**, for darts with bore threaded  $\frac{1}{4}$ " B.S.F.

.. **PG316**, " " " " "  $\frac{3}{16}$ " B.S.F.

UNICORN ACCESSORIES FOR UNICORN DARTS

## Silver Comet Flights



**VULCANISED FIBRE**, 2 sets in packet.

Code **SCVF**

**STANDARD PLASTIC**, Accurately moulded in one piece.

Code **SCSP**

## Folding Dart Flights

Shaped to facilitate folding, for smart appearance of folded flight and to minimise crushing of sharp corners.

### MANILLA

Strong manilla board. 4 sets (1 dozen) in packet.

Code **SMDF**

### VULCANISED FIBRE

A UNICORN speciality, thin vulcanised fibre sheet, springy when folded, easy to insert in slots. 4 sets (1 dozen) in packet.

Code **SFDF**

### GUMMED PAPER

Best Kraft, heavily gummed. 4 sets (1 dozen) in packet.

Code, Thick, **GPTK**

.. Thin, **GPTN**



IT IS OUR AIM TO SERVE YOU WELL

## Dartboards

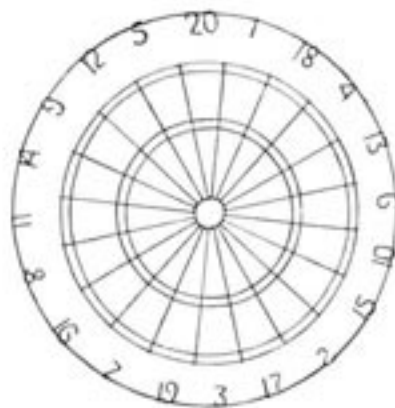


We offer a comprehensive selection of Dartboards to suit all purposes and pockets. The Unicorn Crownall Dartboard is suitable for use in homes, where its silent playing surface will be appreciated. Coiled Paper Dartboards have fully established themselves for general use, whilst for Club or Public House requirements the Bristle Dartboards can be recommended. We do not list Elm Dartboards, but can supply them on request.

All dartboards 18" diameter (full match size).

Code	DB	Description	Face	Wire Numbers	Thickness
	501,	Unicorn Crownall,	Clock face,	Wire Numbers,	1" Thick.
	502,	" "	Doubles "	" "	1" "
	503,	" Coiled Paper	Clock "	Stencilled "	1" "
	504,	" "	" "	Wire "	1" "
	505,	Scott's Keepdye,	" "	Stencilled "	1" "
	506,	" "	" "	" "	1 1/2" "
	507,	" "	" "	Wire "	1" "
	508,	" "	" "	" "	1 1/2" "
	509,	" "	Doubles "	Stencilled "	1" "
	510,	" "	" "	Wire "	1" "
	511,	" "	Fives "	Stencilled "	1" "
	512,	" "	" "	Wire "	1" "
	513,	Nodor Bristle,	Clock "	" "	1 1/2" "
	514,	" "	Doubles "	" "	1 1/2" "
	515,	" "	Fives "	" "	1 1/2" "

## Dartboard Spiders and Number Rings



Best quality, welded, tinned or galvanised after made.

Code	SP/601,	Spiders,	Clock
"	SP/602,	"	Doubles
"	SP/603,	"	Fives
"	NR/701,	Number Rings,	Clock
"	NR/702,	"	Fives

## Dartboard Cabinets



The example illustrated is well made with oak frame, oak veneered plywood doors, which are blacked inside for scoring, and hardboard back.

Code **DCO**

In view of the fact that available timber has to be used, we cannot guarantee the exact design, but we can assure our customers that cabinets supplied by us will give every satisfaction.

## Dartboard Nets



For catching darts falling out of the board. The mesh is sufficiently small to prevent the passage of darts and the net is mounted on a stout wire frame. Base 18" x 10".



Code **DNW**, with side wings.

" **DNP**, without side wings.

## Dart Mats



Very strong black ribbed rubber, with white *inlaid* toe-lines, at 8'0", 8'6" and 9'0" distances from board, plainly marked with large figures, both toe-lines and figures being absolutely permanent. Width 24", Length 10' 0".

Code **DBM**

WE STOCK ALL ACCESSORIES FOR DARTS

*Dartboard Staples* For fixing Spiders and Number Rings to Dartboards.

SHORT,  $\frac{3}{4}$ ", 1 gross in packet, Code **DSS**

LONG,  $1\frac{1}{2}$ ", 1 " " " " **DSL**

*Dart Cane Clips* As fitted to our Dart Canes. 6,  $7\frac{1}{2}$ , 8 or 9 mm, 1 dozen in packet.

*Dart Score Pads* For teams of eight, ruled to enable a complete record of a match to be made. Size 16" x 10". 40 Sheets to each Pad.

*Dart Team Badges* In sets of eight, one marked "Captain" and the remainder with figures "2" to "8". Diameter  $\frac{3}{4}$ ".

### *Darts Prizes*



No. 4004

Tea Spoon, Sterling Silver, with Enamelled Dartboard Grip.



No. 3340

Oak Shield ( $7\frac{1}{2}$ " x  $5\frac{1}{2}$ " ), with Silver Plated Mount.

Numerous other items, such as Challenge Shields, Challenge Cups, Miniature Cups, Bronze and Silver Medals can be supplied.

Silver Plated or Hall-marked Sterling Silver sets of Darts in presentation cases also make excellent Darts Prizes.

We shall be pleased to submit quotations on receipt of inquiries for items not illustrated.



No. 6096

Tankard in Pewter, 1 pint, with Enamelled Dartboard Mount.

PLEASE CONSULT US ON ANY DART PROBLEM

*We hope you have found this volume interesting and invite enquiries for any item not listed as well as criticisms and suggestions regarding our products.*